

TLIB3102 Adjust Rail + ARTC ETM-06-10

Nominal Hours: 40

Course Description

This course covers the skills and knowledge required to adjust rail in accordance with safeworking and regulatory requirements, and workplace procedures as relevant to:

- ARTC ETM-06-10 Stressing Plain Line CWR procedure

It includes identifying and determining the requirements for rail adjustment, undertaking rail adjustment, and completing all required documentation.

Additionally, students attending the full 3 day course, will receive training in the ARTC Person In Charge of Stressing (PICS) course.

No licensing, legislative or certification requirements apply to this course at the time of publication.



Units of competency in this course


If a participant completes all requirements of the course, they will receive a nationally recognised Statement of Attainment for the following units:

TLIB3102 Adjust rail



Cost


Please contact our office for current pricing.



Duration


Training and assessment for this course is conducted over 3 days from 8.00 am - 4.00 pm.

Participants are required to gain on-the-job experience before returning for final practical assessment.



Do you need to bring Personal Protective Equipment?

Yes. Participants will need to provide: ankle-high steel cap boots, long-sleeved hi-vis shirt or vest with an X on the back and H/goal-posts on the front, long pants, a hard hat, safety glasses and gloves.



Will I need to undertake work placement?

Yes. This course requires practical experience on-the-job. Participants will use a logbook to complete the necessary experience against each unit of competency. As participants progress the logbook must be signed by a workplace mentor before returning to Go Train Industry for further assessment.



What are the Entry Requirements?

Participants must:

- complete an expression of interest form prior to enrolment.
- already hold the following qualification and units of competency, or their equivalent, prior to enrolling:

Certificate II in Rail Infrastructure (Track Work):

TLIF0020 Safely access the rail corridor
TLIE1003 Participate in basic workplace communication
TLIF2010 Apply fatigue management strategies
TLIB2085 Apply track fundamentals
TLIB2092 Operate minor mechanical equipment
TLIS2030 Carry out track ballasting
TLIB0012 Maintain and use handtools
TLID0020 Shift material safely using manual handling methods
TLIF0025 Follow work health and safety procedures
TLIU2008 Apply environmental procedures to rail infrastructure
TLIS2031 Install railway sleepers
TLIS2044 Carry out rail installation
CPCWHS1001 Prepare to work safely in the construction industry
TLIS2034 Install and repair rail fastening systems

- have an experienced and qualified workplace supervisor who can mentor the participant through the on-the-job Logbooks and work experience.

What Next?

Before training:

1. Participants need a **Unique Student Identifier (USI) Number** to study within Australia. A USI gives people access to an online record of training completed since January 2015. Participants who do not currently have a USI must obtain one before attending training at Go Train Industry. **Please visit www.usi.gov.au to obtain a USI.** Participants need to provide Go Train with their USI number as we cannot issue a certificate until the USI is verified.
2. To secure a spot in the course participants need to enrol and pay for the course prior to commencement of training.
3. Participants should refer to our website if they think they may be eligible to apply for RPL or Credit Transfer.
4. If a participant is unable to attend, they must contact Go Train as soon as possible. If less than 48 hours' notice of cancellation is provided, Go Train are unable to refund any fees paid.

Language, Literacy and Numeracy

If a participant is deemed, prior to enrolment or throughout the training, to possess a lower level of language, literacy or numeracy than the minimum required for this course, Go-Train Industry Pty Ltd will provide advice and support regarding further learning options.

At times, further language or literacy development or remedial assistance may be required prior to the continuation or completion of the student's course of study. The cost of this further LLN development or remedial assistance must be covered by the participant or employer.



On the day of training:

1. Bring Photo ID - Preferably a driver's licence showing full name, date of birth and address.
2. **Participants must wear covered in shoes.** Please note that we have a **NO THONGS** policy and individuals will be sent home unless the correct footwear is worn.
3. Course fees must already be paid in full before attending each stage.

At the course

1. When participants attend training, they will be asked to sign a Training Attendance Sheet. Signing the attendance sheet is an acknowledgement that they have read and understood this Pre-Training Information prior to attending the course.
2. This course will be delivered in a classroom environment by a qualified and experienced Rail Trainer.
3. All learning materials will be provided to participants.
4. Theory assessments will be conducted for each of the units throughout the course.
5. Workplace experience and mentoring on-the-job must be gained after the formal training of this course.



After classroom training:

1. Participants are required to gain work experience under the guidance of a suitably qualified workplace supervisor/mentor.
2. Participants will be issued with a Logbook to record their experience as they work. Workplace mentors must sign off tasks as the participant demonstrates the ability to complete tasks independently.
3. Participants should perform all relevant tasks and procedures as often as possible across the full range of relevant conditions - for example, during daylight and at night, in different weather conditions, in different geographical locations and terrain, with different equipment.
4. Once this Logbook is completed participants can undertake final assessment for the course.
5. If the assessor feels the participant needs further experience, participants will need to gather this additional evidence before being able to undertake any further assessments.



After Assessment:

1. **Statement of Attainment** - On successful completion of each stage, participants will receive a nationally recognised Statement of Attainment showing units completed.
2. **Rail Industry Work (RIW) Card** - Participants need to update their Rail Industry Work (RIW) Card after the training. Updating the RIW is the participant's responsibility. Please refer to the <https://www.riw.net.au> website for further information.

Locations

Please contact our office on 1300 698 158 to confirm delivery dates and to enrol.

Participants are responsible for any travel to practical locations, their meals and lodgings throughout the course.

Newcastle NSW

Suite 6,
26 Balook Drive.
Beresfield NSW 2322

Kensington Vic.

105 Bakehouse Rd.
Kensington VIC 3031

Participant's workplace

We can come to you.
Contact us for group bookings.

Fine Print


Please refer to our Student Handbook located on our website:

www.gotrain.com.au

for further information regarding participant rights and obligations as a student of Go-Train Industry Pty Ltd.

To ensure a participant leaves with the most up to date qualification

If during or after enrolment, the course in which participants are enrolled is updated in line with national industry standards, Go Train reserve the right to transition participants into an alternate course. If this becomes necessary, we will advise participants of the change and the arrangements which will be available to complete the alternate course.



What can participants do once they complete this course?

Participants can complete further units in:

TLI37122 Certificate III in Rail Infrastructure

Training Plan

Day	Unit	Description	Assessments
1-2	TLIB3102 Adjust rail	<p>This unit involves the skills and knowledge required to adjust rail in accordance with safeworking and regulatory requirements, and workplace procedures. It includes identifying and determining the requirements for rail adjustment, undertaking rail adjustment, and completing all required documentation.</p> <p>People achieving competence in this unit will need to fulfil the applicable state/territory legislated rail safety requirements and to comply with relevant codes of practice and/or guidelines.</p> <p>Work is performed under some supervision, generally within a team environment. It involves the application of routine operational principles and procedures when adjusting rail, as part of workplace activities across a variety of operational contexts within the Australian rail system.</p> <p>Operators of mechanised equipment must have undertaken training and, where appropriate, hold the relevant licence, permit or certificate and be recognised as competent for the class of machinery being used.</p>	<p>Written and Practical Assessment</p> <p>On-the-job Logbook</p>
3	ARTC ETM-06-10	ARTC Person In Charge of Stressing (PICS) training	<p>Written and Practical Assessment</p> <p>On-the-job Logbook</p>
4	TLIB3102 Adjust rail + ARTC ETM-06-10		Presentation of Logbook and Final Assessments

To enrol please contact our office on 1300 698 158